

OBE10M-18GM60-SE5

Single path light beam switch

OBE10M-18GM60-SE5

with 2 m fixed cable



- ◆ Dual colour indication LED
- ◆ Light/dark ON, programmable
- ◆ Sensitivity adjuster for optimal adaptation to the application
- ◆ Protection degree IP67
- ◆ Strong metallic housing in cylindrical shape M18 x 1

General specifications

Effective detection range	0 ... 10 m
Light source	IREDD , 880 nm
Approvals	CE, cULus
Adjustment range	0 ... 10000 mm
Reference target	receiver
Light type	IR-light 880 nm
Diameter of the light spot	approx. 600 mm at detection range 10 m
Ambient light limit	10000 Lux

Indicators/operating means

Operating display	LED green (emitter)
Function display	dual colour-LED, yellow/green yellow: switching state grün: power on flashing: stability control
Operating elements	sensitivity adjuster

Electrical specifications

Operating voltage	10 ... 30 V DC
Ripple	10 %
No-load supply current I_0	≤ 25 mA (device)
Time delay before availability t_v	≤ 25 ms

Output

Switching type	Light/dark on selectable electrically switchable
Signal output	1 PNP output, short-circuit proof, protected from reverse polarity, open collector
Switching voltage	max. 30 V DC
Switching current	max. 100 mA
Voltage drop U_d	≤ 2.5 V
Switching frequency f	≤ 500 Hz
Response time	≤ 1 ms

Standard conformity

Standards	EN 60947-5-2
-----------	--------------

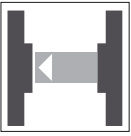
Ambient conditions

Ambient temperature	-25 ... 55 °C (248 ... 328 K)
Storage temperature	-40 ... 70 °C (233 ... 343 K)

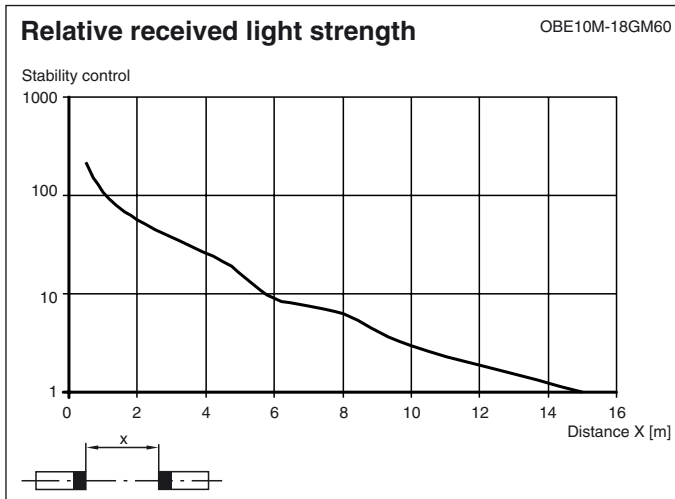
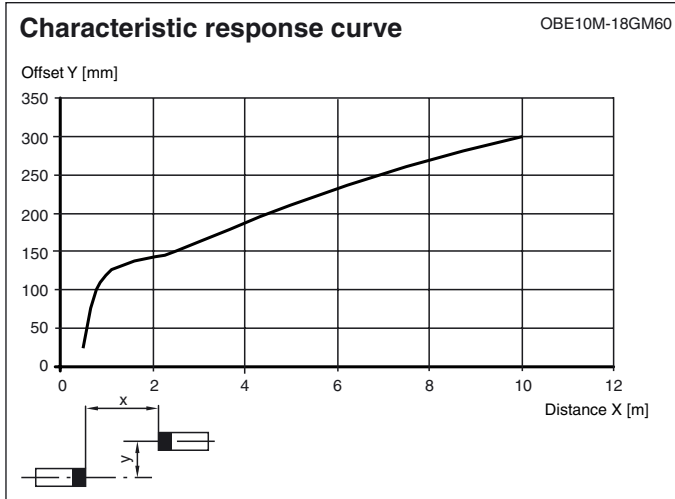
Mechanical specifications

Protection degree	IP67
Connection	Fixed cable 2 m
Material	
Housing	brass, nickel-plated
Optical face	PC
Mass	110 g per device

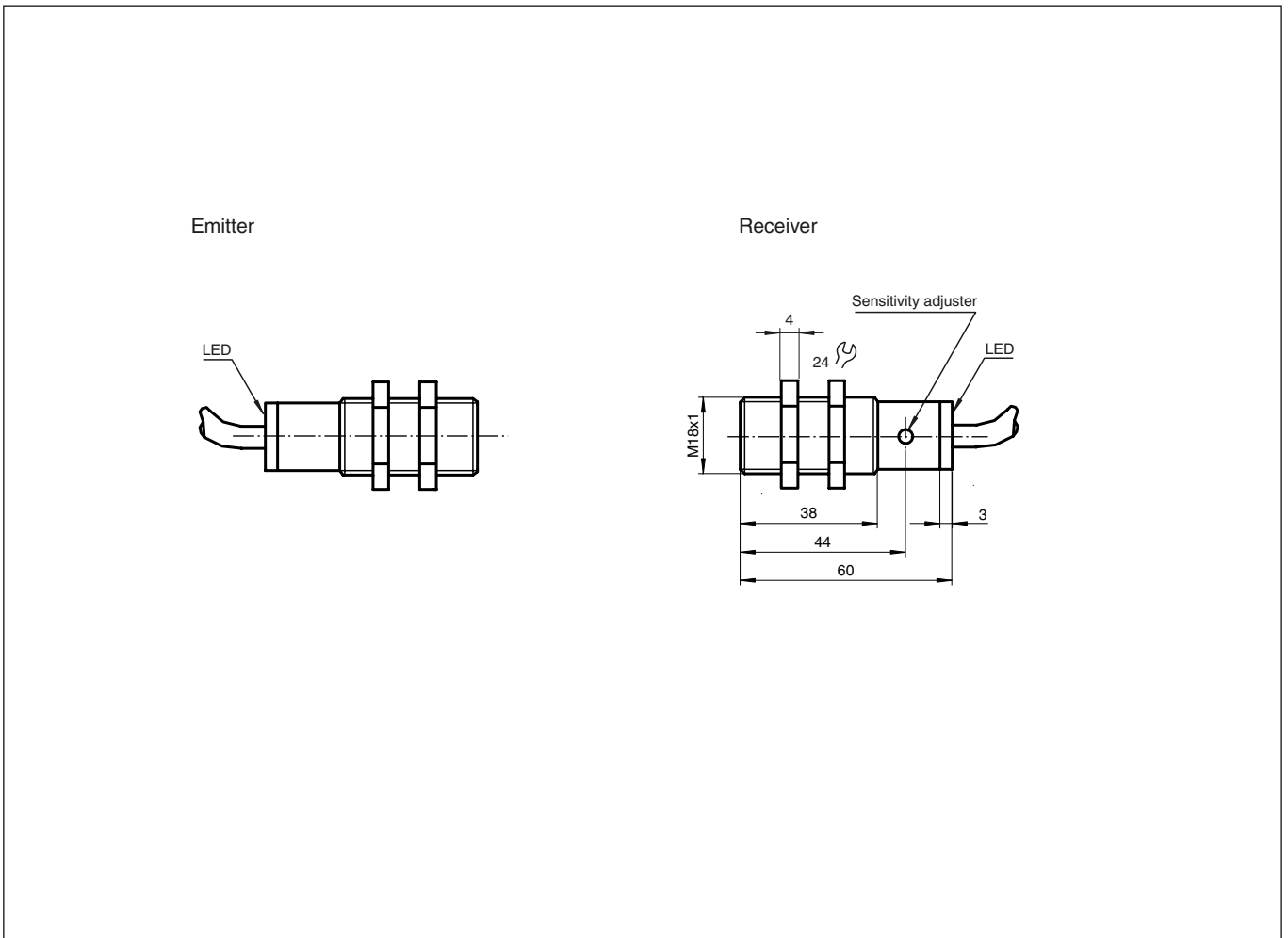
Release date: 2006-02-21 15:06 Date of issue: 2006-02-21 087792_ENG.xml



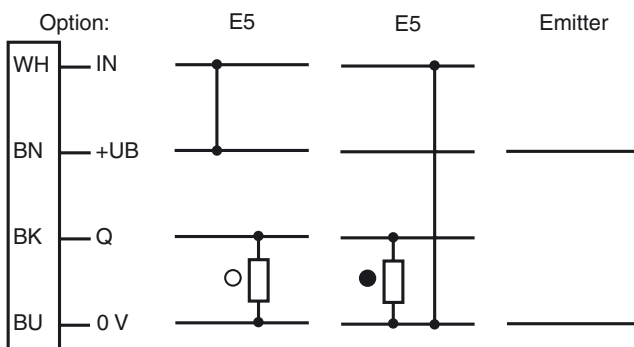
OBE10M-18GM60-SE5



Dimensions



Electrical connection



Caution:

Series 18GM60 devices are not wiring compatible to series 18GM70 devices!

○ = light on, ● = dark on